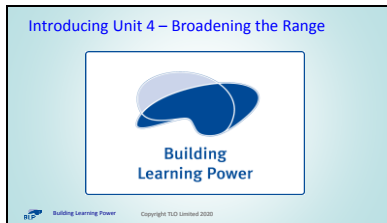
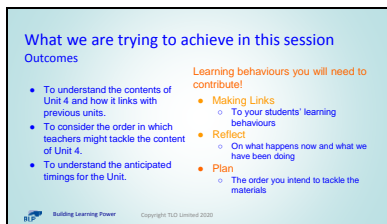


Slide 1




This brief ppt explains the contents of Unit 4 and shows how it links with previous units

Slide 2



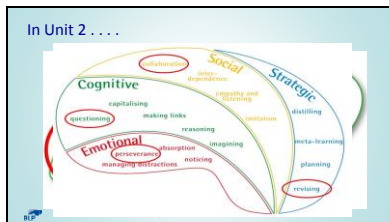
This very short presentation is designed to help teachers to understand the contents of Unit 4 and to consider which new behaviours they might introduce to their students.

Slide 3



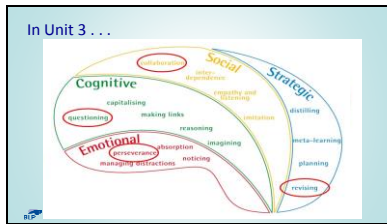
- Unit 1 summary
- Click #1 – Unit 1 looked at the 2 key models of Learning Power – the Supple Learning Mind and the Teachers' Palette (The warp and Weft of learning)
- Although classroom culture is introduced here, the main focus in Unit 1 was on the Supple Learning Mind, how the 12 learning behaviours grow, and . . .
- Click #2 – creating Learning Profiles for our students.

Slide 4



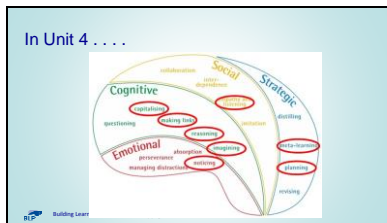
- Unit 2 Summary
- Click #1 – Unit 2 explored 3 aspects of classroom culture (Relating, Talking and Celebrating) . . .
- Click #2 – through the lens of the 4 foundational learning behaviours (Perseverance, Questioning, Collaborating, Revising)

Slide 5



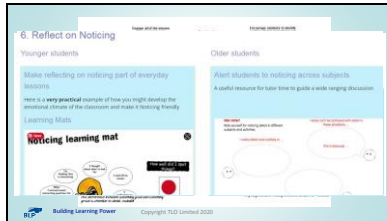
- Unit 3 summary
- Click #1 – explored the 4th aspect of classroom culture, how we construct lessons with learning in mind
- Click #2 – again through the lens of the 4 key behaviours.
- The last 6 months or so have had a dual focus on Classroom Culture through the lens of the big 4 behaviours.

Slide 6



- Unit 4 offers an introduction to the 8 learning behaviours that were considered in Learning Profiles, but have taken a back seat to the big 4 over the past few months.
- Each of the 8 sections are 'Toes in the Water' sections – brief introductions to each of the 8, sufficient to get you going, but insufficient to dive in deeply (the deep dive is what Phase 2 is all about).
- Consider just one of the 8 – in this case, Noticing . . .

Slide 7



- Click #1 – each starts with a brief description / reminder of the behaviour
- Click #2 – offers hints about the types of classroom cultures that nurture the behaviour
- There are . . .
- Click #3 – Ideas to make students aware of the behaviour (some for younger students, some for older)
- Click #4 – Ways to talk about the behaviour
- Click #5 – lesson starter ideas
- Click #6 – a visible thinking routine
- Click #7 – an activity to develop Noticing
- Click #8 – ways of reflecting on Noticing

Slide 8



- Talk through the LHS

Slide 9

Where do we start?

- There are a number of possibilities...
- Look back at your students' learning profiles and decide
- Focus on behaviours that interest you / fit well with your upcoming curriculum content
- Share them out so that all of them get explored in at least one classroom
- Decide together and all focus on the same

2



Building Learning Power
Copyright TSP Limited 2020

- Mention the possibilities

Slide 10

Where do we start?

Table discussion

How do we want to tackle Unit 4?



Building Learning Power
Copyright TSP Limited 2020

- Initiate a discussion to explore how teachers wish to proceed
- Intend to close the discussion having agreed a course of action that all are happy with